



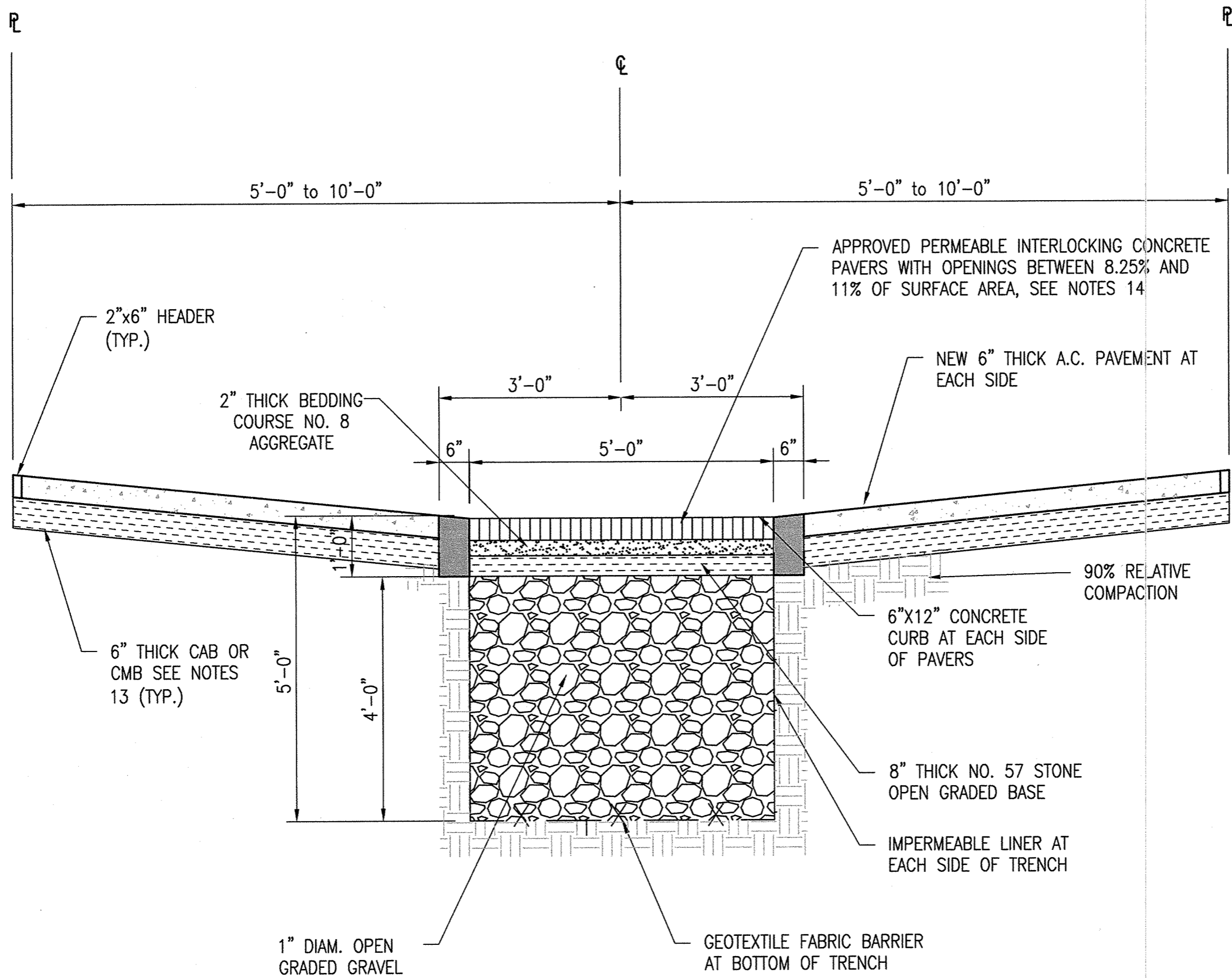


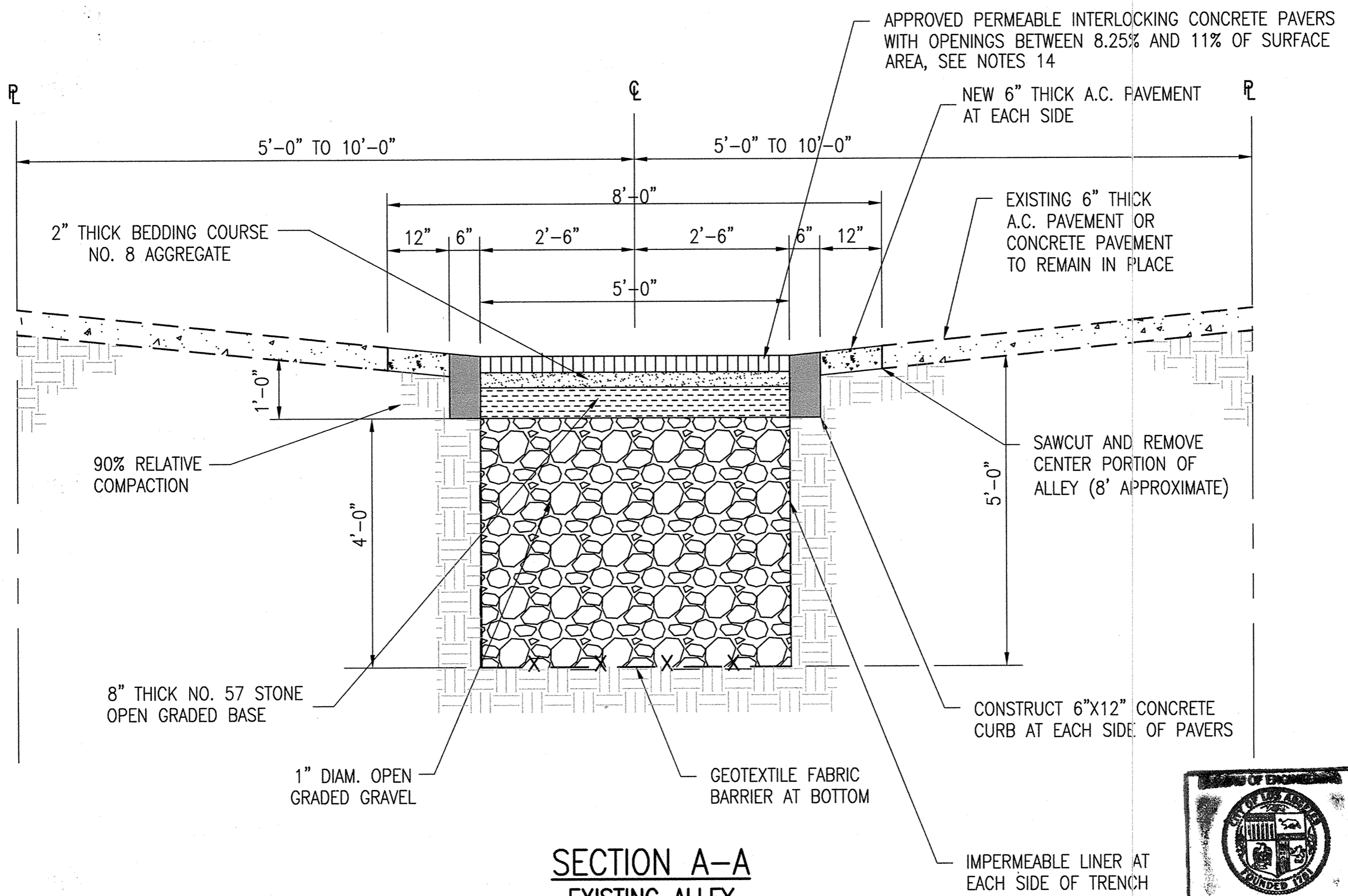
NEW OR EXISTING ALLEY PLAN




| | | | | | |
|--|---|---|--|----------------------------------|---------------------------------------|
| BUREAU OF ENGINEERING | | DEPARTMENT OF PUBLIC WORKS | | CITY OF LOS ANGELES | |
| INTERLOCKING PAVERS FOR VEHICULAR ALLEYS | | | | STANDARD PLAN S-485-0 | |
| PREPARED ALICE GONG, CE49107 BUREAU OF SANITATION ENRIQUE C. ZALDIVAR, P.E., DIRECTOR | SUBMITTED  6/29/10 JEONG PARK, S.E. ENGINEER OF DESIGN BUREAU OF ENGINEERING | APPROVED  6-29-10 GARY LEE MOORE, P.E. CITY ENGINEER | | SUPERSEDES | REFERENCES S-420 S-480 S-601 |
| CHECKED PATRICK LEE, CE42448 BUREAU OF ENGINEERING | |  | | VAULT INDEX NUMBER B-4646 | |
| SHEET 1 OF 3 SHEETS | | | | | |



SECTION A-A
NEW ALLEY



SECTION A-A
EXISTING ALLEY



NOTES:

1. ALL WORKS SHALL CONFORM TO SSPWC AS AMENDED BY THE CITY'S BROWN BOOK, LATEST EDITION. FOR GENERAL REQUIREMENTS, SEE STANDARD PLAN S-480 AND S-601, LATEST EDITION.
2. PERMEABLE ALLEY GUTTERS SHALL ONLY BE CONSTRUCTED IN AREAS WITH WELL DRAINING SOILS. THE MINIMUM SITE SOIL PERCOLATION RATE SHALL BE 0.5 INCHES PER HOUR.
3. NEW AC PAVEMENT TO MATCH EXISTING PAVEMENT THICKNESS.
4. AFTER SAWCUT AND REMOVAL OF PAVEMENT (AC AND CONCRETE GUTTER) OF THE 8-FOOT CENTER PORTION OF ALLEY, EXCAVATE AND REMOVE SITE SOILS OF THE CENTER 5-FOOT WIDE SECTION OF THE ALLEY TO A DEPTH OF 5 FEET MAXIMUM.
5. EXISTING SUB-GRADE SOILS AT BOTTOM OF TRENCH EXCAVATION TO BE COMPACTED TO A MINIMUM OF 90% RELATIVE COMPACTION PER ASTM D-1557.
6. CLEAR ALL DEBRIS FROM 5'X5' TRENCH PRIOR TO PLACING GRAVEL BACKFILL. GRAVEL PLACEMENT TO BE SELF-COMPACTING.
7. BEDDING COURSE AND STONE BASE LAYER TO BE PLACED AND COMPACTED PER APPROVED PERMEABLE PAVER MANUFACTURER'S SPECIFICATIONS.
8. TYPE AND PATTERN OF PERMEABLE PAVERS TO BE APPROVED BY THE BUREAU OF ENGINEERING. APPROVED PAVERS ARE LISTED ON THE "APPROVED PRODUCTS FOR USE IN THE PUBLIC RIGHT-OF-WAY", <http://boe.lacity.org/apm/>
9. CONCRETE CURBS SHALL BE CONSTRUCTED WITH CLASS 520-C-2500 PORTLAND CEMENT CONCRETE AND SHALL HAVE EDGES ROUNDED TO A RADIUS OF 1/4-INCH.
10. PLACEMENT OF GEOTEXTILE FABRIC SHALL BE IN ACCORDANCE WITH THE REQUIREMENTS OF SECT.300-8 OF THE GREEN BOOK AND STANDARD PLAN S-480.
11. IMPERMEABLE LINER SHALL BE A MINIMUM OF 30 MILS IN THICKNESS AND SHALL MEET THE REQUIREMENTS OF SECTION 210-2 OF THE GREEN BOOK AND STANDARD PLAN S-480.
12. AGGREGATE BASE LAYER FOR NEW ASPHALT PAVEMENT SHALL CONSIST ENTIRELY OF CRUSHED ROCK CONFORMING TO THE REQUIREMENTS OF SECTIONS 200-1.1, 200-1.2, AND 200-2.2 OF THE GREEN BOOK.
13. DRIVEWAYS AT EACH END OF ALLEYS SHALL BE RECONSTRUCTED WHERE REQUIRED (I.E. WHERE GUTTER FLOW LINE DEPTH AND/OR ALIGNMENT HAS BEEN MODIFIED). ALLEY INTERSECTION TO STREET SHALL BE CONSTRUCTED PER STANDARD PLAN S-420 WITH V=1 INCH OR LESS.
14. PERMEABLE PAVER SHALL HAVE TOTAL VOID AREA OR VOID RATIO NOT TO EXCEED 11% AND NOT LESS THAN 8.25% WITHIN ONE SQUARE FOOT OF THE INSTALLATION. NO PAVER OPENING OR COMBINATION OF JOINT AND PAVER OPENINGS SHALL EXCEED 1/2 INCH WIDE.

